

Canon

EF Zoom Lenses

EF80-200mm f/4.5-5.6 II

EF75-300mm f/4-5.6 III

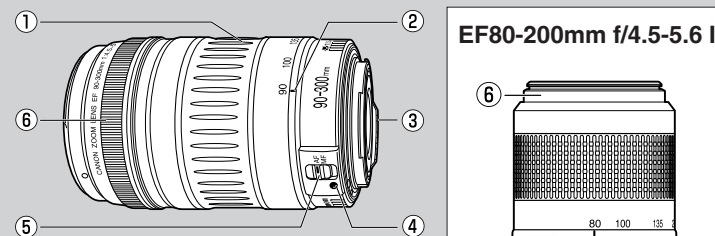
EF75-300mm f/4-5.6 II

EF90-300mm f/4.5-5.6

Instructions

Nomenclature

- 1 Zoom ring
- 2 Zoom position index
- 3 Contacts
- 4 Lens mount index
- 5 Focus mode switch
- 6 Focusing ring



Thank you for purchasing a Canon product.

⚠ Safety Precautions

1. Do not look at the sun or a bright light source through the lens or camera. Doing so could result in loss of vision. Looking at the sun directly through the lens is especially hazardous.
2. Whether it is attached to the camera or not, do not leave the lens under the sun without the lens cap attached. This is to prevent the lens from concentrating the sun's rays, which could cause a fire.

⚠ Handling Cautions

If the lens is taken from a cold environment into a warm one, condensation may develop on the lens surface and internal parts. To prevent condensation in this case, first put the lens into an airtight plastic bag before taking it from a cold to warm environment. Then take out the lens after it has warmed gradually. Do the same when taking the lens from a warm environment into a cold one.

1. Mounting and Detaching the Lens

See your camera's instructions for details on mounting and detaching the lens.

- After detaching the lens, place the lens with the rear end up to prevent the lens surface and contacts from getting scratched.
- If the contacts get soiled, scratched, or have fingerprints on them, corrosion or faulty connections can result. The camera and lens may not operate properly.
- If the contacts get soiled or have fingerprints on them, clean them with a soft cloth.
- If you remove the lens, cover it with the dust cap. To attach it properly, align the lens mount index and the O index of the dust cap, and turn clockwise. To remove it, reverse the order.

2. Setting the Focus Mode

To shoot in autofocus (AF) mode, set the focus mode switch to AF **1**.

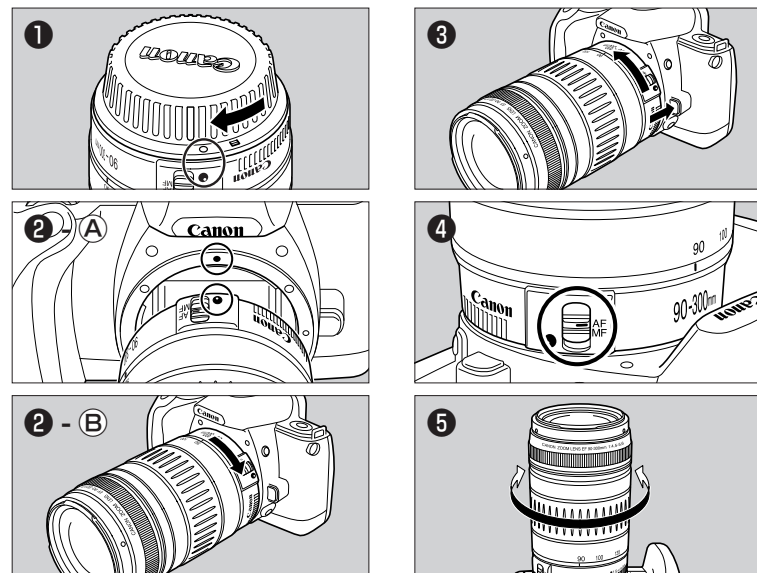
To shoot in manual focus (MF) mode, set the focus mode switch to MF.

- On the EF75-300mm f/4-5.6 II/III and EF90-300mm f/4.5-5.6 only, the focusing ring is the ring at the front end of the lens.
- Do not touch the rotating parts of the lens while AF is active.
- Do not focus in MF when the focus mode switch is set to AF.
- When the hood (sold separately) is installed to the EF80-200mm f/4.5-5.6 II, you can turn the hood to adjust with MF.

3. Zooming

To zoom, turn the lens' zoom ring **5**.

- Be sure to finish zooming before focusing. Changing the zoom ring after focusing can affect the focus.



4. Hood

The lens hood can keep unwanted light out of the lens, and also protects the lens from rain, snow, and dust. Fit the hood to the hood mount, then turn it in the direction of the arrow to attach it securely ⑥.

The hood can be reverse-mounted on the lens for storage ⑦.

- Part of the picture may be blocked if the hood is not attached properly.
- When attaching or detaching the hood, grasp the base of the hood to turn it. To prevent deformation, do not grasp the rim of the hood to turn it.

5. Filters

You can attach filters to the filter mounting thread on the front of the lens.

- Only one filter may be attached.
- Use a polarizing Canon filter.

- The lens length is measured from the mount surface to the front end of the lens. Add 21.5 mm when including the lens cap and dust cap.
- The size and weight listed are for the lens only, except as indicated.
- Aperture settings are specified on the camera. The camera automatically compensates for variations in the aperture setting when the camera is zoomed in or out.
- All data listed is measured according to Canon standards.
- Product specifications and appearance are subject to change without notice.
- Case and hood not provided with some models.
- Filters sold separately.

This device complies with Part 15 of the FCC Rules. Operation is subject to the following two conditions: (1) This device may not cause harmful interference, and (2) this device must accept any interference received, including interference that may cause undesired operation.



Do not make any changes or modifications to the equipment unless otherwise specified in the instructions. If such changes or modifications should be made, you could be required to stop operation of the equipment.

This equipment has been tested and found to comply with the limits for a class B digital device, pursuant to part 15 of the FCC Rules.

These limits are designed to provide reasonable protection against harmful interference in a residential installation. This equipment generates, uses and can radiate radio frequency energy and, if not installed and used in accordance with the instructions, may cause harmful interference to radio communications. However, there is no guarantee that interference will not occur in a particular installation. If this equipment does cause harmful interference to radio or television reception, which can be determined by turning the equipment off and on, the user is encouraged to try to correct the interference by one or more of the following measures:

- Reorient or relocate the receiving antenna.
- Increase the separation between the equipment and receiver.
- Consult the dealer or an experienced radio/TV technician for help.

This Class B digital apparatus complies with Canadian ICES-003.



Specifications

	Angle of view			Lens construction	Minimum aperture	Max. magnification and field of view	Min. focusing distance	Filter diameter	Max. diameter and length	Weight	Hood	Case
	Diagonal	Vertical	Horizontal									
EF80-200mm f/4.5-5.6 II	30°-12°	17°-7°	25°-10°	7-10	22-27	80 mm:0.07X/368 × 548 mm (14.5"×21.6") 200 mm:0.16X/152 × 225 mm (6"×8.9")	1.5 m/4.92 ft	52 mm	69 × 78.5 mm (2.7"×3.1")	250 g/8.8 oz	ET-54	LP1014
EF75-300mm f/4.5-6 II	32°11'-8'15"	18°11'-4'35"	27°-6°50'	9-13	32-45	75 mm:0.07X/371 × 555 mm (14.6"×21.9") 300 mm:0.25X/96 × 142 mm (3.8"×5.6")	1.5 m/4.92 ft	58 mm	73.8 × 122 mm (2.9"×4.8")	500 g/17.6 oz	ET-60	LP1019
EF75-300mm f/4.5-6 III	32°11'-8'15"	18°11'-4'35"	27°-6°50'	9-13	32-45	75 mm:0.07X/372 × 558 mm (14.6"×22") 300 mm:0.25X/95 × 142 mm (3.7"×5.6")	1.5 m/4.92 ft	58 mm	71 × 122 mm (2.8"×4.8")	480 g/16.8 oz	ET-60	LP1019
EF90-300mm f/4.5-5.6	27°-8°15'	15°10'-4'35"	22°40'-6°50'	9-13	38-45	90 mm:0.08X/311 × 464 mm (12.2"×19.4") 300 mm:0.25X/95 × 141 mm (3.7"×5.6")	1.5 m/4.92 ft	58 mm	71 × 114.7 mm (2.8"×4.5")	420 g/14.8 oz	ET-60	LP1019